

8L4 5 DO-201AD

Trench MOS Barrier Schottky Rectifier

DO-201AD

8L45



Cathode  Anode 

Features

- Advanced trench technology
- Low forward voltage drop
- Low power losses
- High efficiency operation
- Lead Free Finish, RoHS Compliant

Applications

- DC/DC Converters
- AC/DC Adaptors

Maximum ratings and electrical characteristics (T_J = 25°C unless otherwise noted)

Parameter		Symbol	Limit		Unit
Maximum repetitive peak reverse voltage		V _{RRM}	45		V
Maximum average forward rectified current		I _{F(AV)}	8		A
Peak forward surge current 8.3 ms single half sine-wave superimposed on rated load per diode		I _{FSM}	150		A
Operating junction and storage temperature range		T _J , T _{STG}	-65 to +150		°C
Typical thermal resistance per diode (Mounted on FR-4 PCB)		R _{θJC}	22		°C/W
Instantaneous forward voltage	I _F =2A	V _{F(1)}	TYP.	MAX.	V
	T _J =25°C		0.36	-	
	I _F =2A		0.25	-	
	T _J =125°C		-	0.55	
I _F =8A	0.47	-			
Instantaneous reverse current per diode at rated reverse voltage	T _J =25°C	I _{R(2)}	-	60	uA
	T _J =125°C		-	20	mA

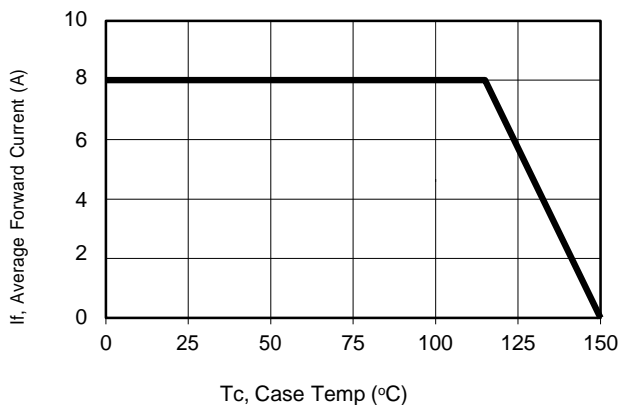
Notes:

(1) Pulse test: 300 μs pulse width, 1 % duty cycle

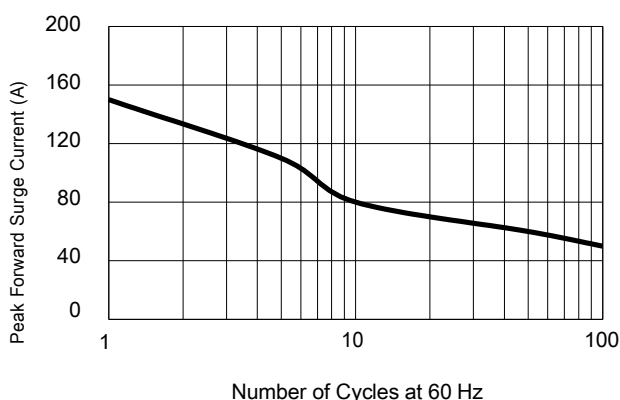
(2) Pulse test: Pulse width ≦ 40 ms

8L4 5 DO-201AD

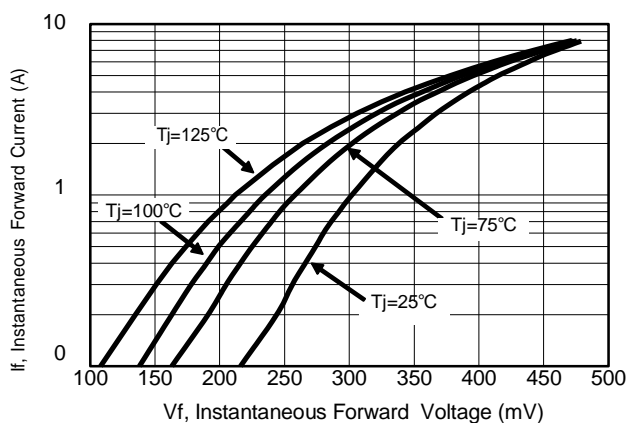
RATINGS AND CHARACTERISTICS CURVES (TA = 25 °C unless otherwise noted)



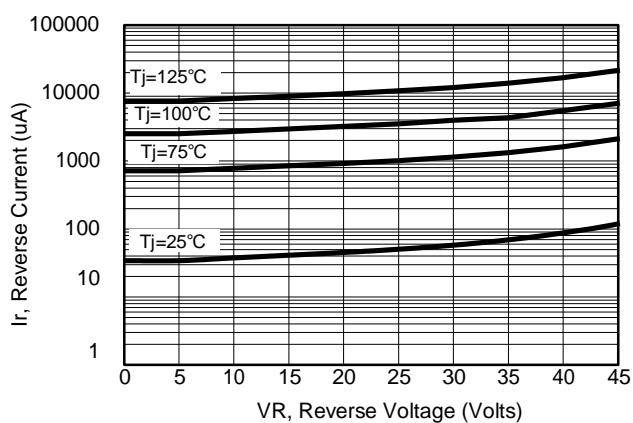
Current Derating, Case



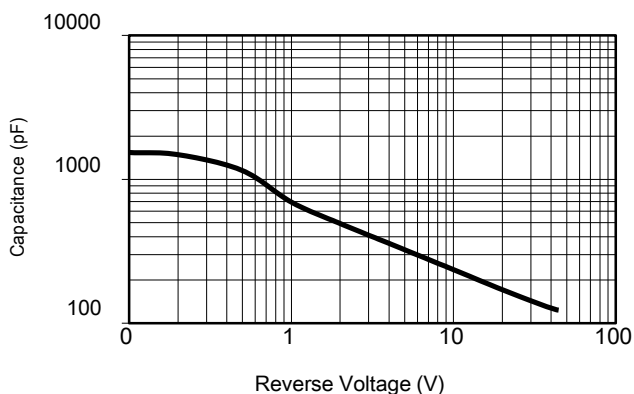
Maximum Repetitive Surge Current



Typical Forward Voltage



Typical Reverse Current

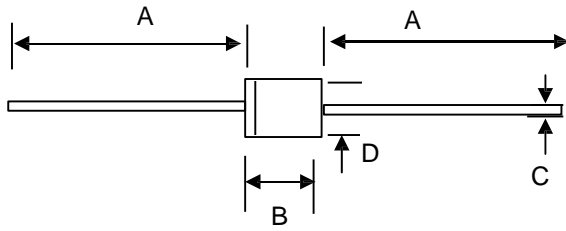


Typical Junction Capacitance

8L4 5 DO-201AD

PACKAGE OUTLINE

DO-201AD



DO-201AD		
Dim.	Min.	Max.
A	25.4	-
B	7.3	9.5
C	1.2	1.3
D	4.8	5.3
All Dimensions in mm		