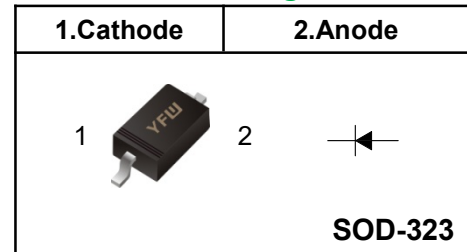


Silicon Epitaxial Planar Switching Diode

Pinning



Marking Code

BAS216WS	W2
-----------------	-----------

Absolute Maximum Ratings (Ta= 25°C)

Parameter	Symbol	Value	Unit
Repetitive Peak Reverse Voltage	V_{RRM}	85	V
Reverse Voltage	V_R	75	V
Continuous Forward Current	I_F	250	mA
Repetitive Peak Forward Current	I_{FRM}	500	mA
Non-repetitive Peak Forward Surge Current	I_{FSM}	att = 1 s 1	A
		att = 1 ms 1	
		att = 1 μ s 4	
Power Dissipation	P_{tot}	200	mW
Junction Temperature	T_j	150	°C
Storage Temperature Range	T_{stg}	- 65 to + 150	°C

Characteristics at Ta= 25°C

Parameter	Symbol	Max.	Unit			
Forward Voltage at $I_F = 1$ mA at $I_F = 10$ mA at $I_F = 50$ mA at $I_F = 150$ mA	V_F	0.715 0.855 1 1.25	V			
Reverse Current at $V_R = 25$ V at $V_R = 75$ V at $V_R = 25$ V, $T_J = 150^\circ\text{C}$ at $V_R = 75$ V, $T_J = 150^\circ\text{C}$		I_R		30 1 30 50		
Diode Capacitance at $V_R = 0$ V, $f = 1$ MHz				C_{tot}	1.5	pF
Reverse Recovery Time at $I_F = 10$ mA to $I_R = 10$ mA, $I_R = 1$ mA, $R_L = 100 \Omega$				t_{rr}	4	ns

Typical Characteristics

Fig 1. Power Dissipation vs. Temperature

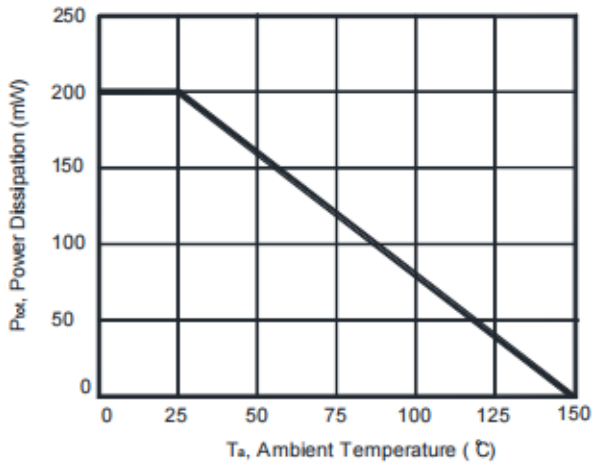


Fig 2. Total Capacitance vs. Reverse Voltage

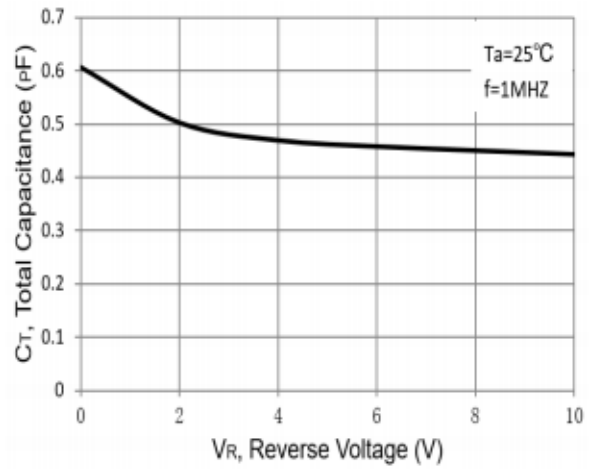


Fig 3. Reverse Current vs. Reverse Voltage

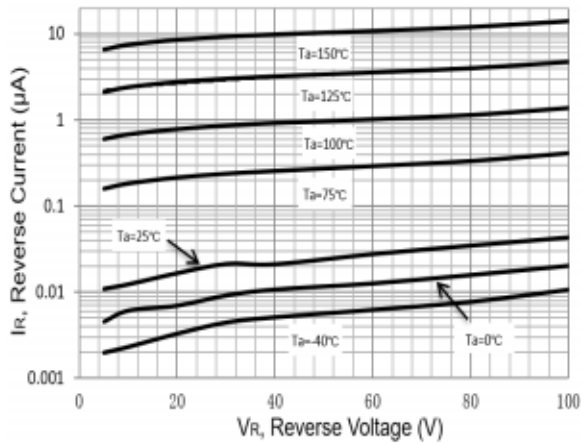
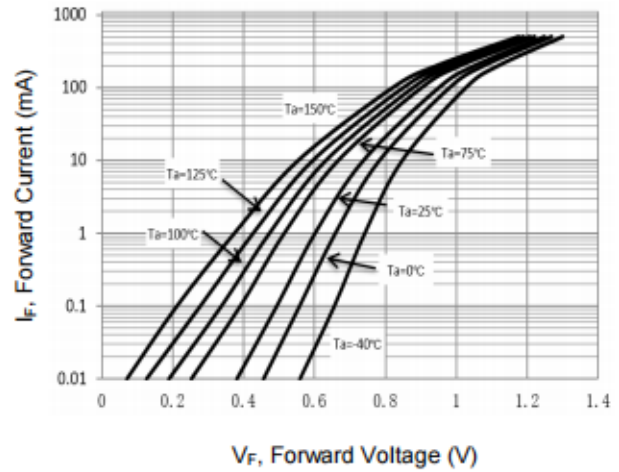


Fig 4. Forward Characteristics



Ordering information

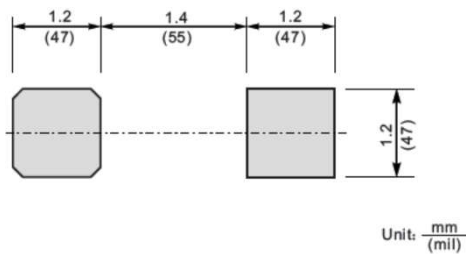
Package	Packing Description	Packing Quantity
SOD-323	Tape/Reel,7"reel	3000PCS/Reel 120000PCS/Carton

Package Dimensions

SOD-323

Dim.	Millimeter(mm)		mil	
	Min.	Max.	Min.	Max.
A	0.8	1.1	32	43
C	0.08	0.15	3.1	5.9
D	1.2	1.4	47	55
E	1.4	1.8	63	70
E1	2.55	2.75	100	108
b	0.25	0.4	9.8	16
L1	0.2	0.45	7.9	16
A1	-	0.2	-	8
∠	9°			

The recommended mounting pad size



Disclaimer

The information presented in this document is for reference only. Guangdong Youfeng Microelectronics Co.,Ltd. reserves the right to make changes without notice for the specification of the products displayed herein to improve reliability, function or design or otherwise. The product listed herein is designed to be used with ordinary electronic equipment or devices, and not designed to be used with equipment or devices which require high level of reliability and the malfunction of which would directly endanger human life (such as medical instruments, transportation equipment, aerospace machinery, nuclear-reactor controllers, fuel controllers and other safety devices), YFW or anyone on its behalf, assumes no responsibility or liability for any damages resulting from such improper use of sale. This publication supersedes & replaces all information previously supplied. For additional information, please visit our website <https://www.yfwdiode.com>, or consult YFW sales office for further assistance.