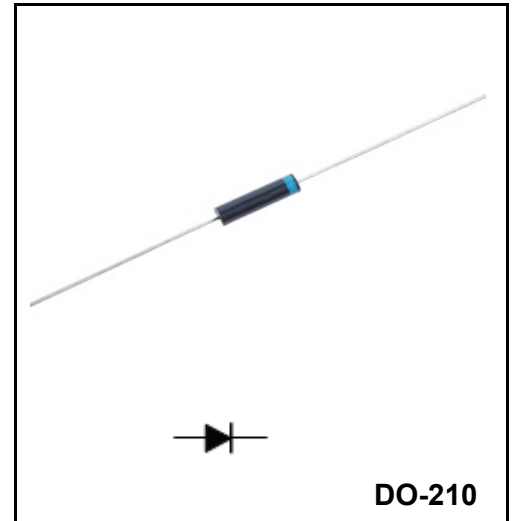


Fast Recovery High Voltage Diodes
Reverse Voltage – 10KV-12KV
Forward Current – 5mA
FEATURES

- ◆Supersmall size
- ◆High reliability
- ◆High speed switching

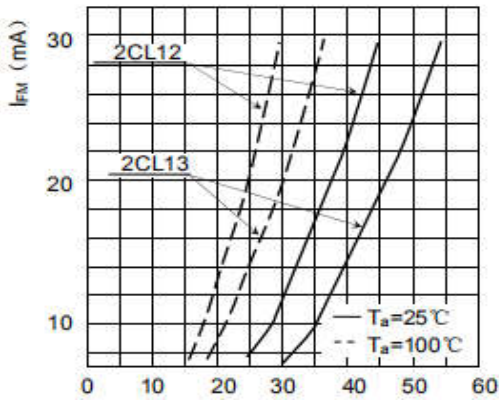
MECHANICAL DATA

- ◆Case: Molded Plastic Body
- ◆Epoxy meets UL 94V-0 flammability rating
- ◆Terminals: Pure tin plated leads, solderable per J-STD-002and JESD22-B102, E3 suffix for consumer grade, meet JESD201class 1A whisker test.
- ◆Polarity: Color band denotes cathode end


Maximum rating (Ta=25°C unless otherwise noted)

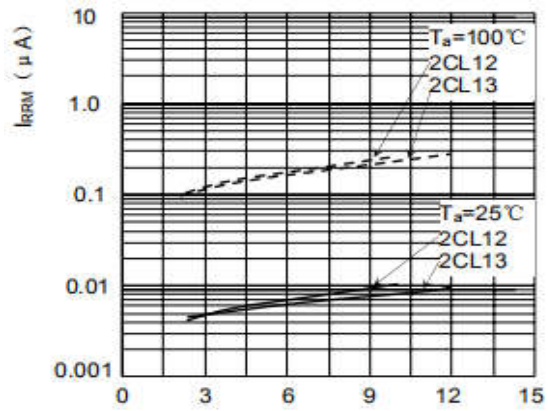
Parameter		Symbol	2CL12	2CL13	Unit
Repetitive peak reverse voltage		V_{RRM}	10	12	KV
Non-Repetitive peak reverse voltage		V_{RSM}	12	15	KV
Average forward current	60Hz half-sine wave, Resistance load, Ta=25°C	$I_{F(AV)}$	5		mA
Surge(Non-repetitive)forward current	60Hz half-sine wave, 1cycle, Ta=25°C	I_{FSM}	0.5		A
Peak forward voltage	$I_{FM}=10mA$	V_{FM}	35	42	V
Peak reverse current $V_{RM}=V_{RRM}$	Ta=25°C	I_{RRM}	2		μA
	Ta=100°C		5		
Reverse recovery time	$I_F=2mA, I_{RM}=4mA$	T_{rr}	0.045		uS
Operating ambient temperature		T_a	-40~+125		°C
Storage Temperature Range		T_{stg}	-40~+150		°C
Virtual junction temperature		$T_{(vj)}$	125		°C

Typical characteristics



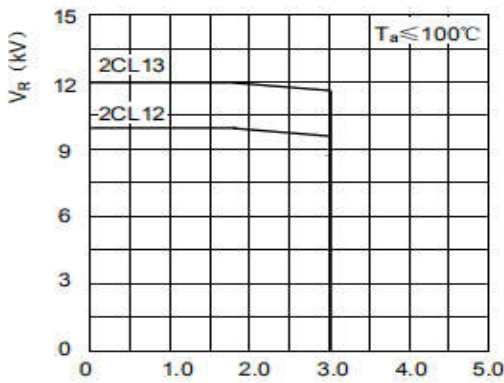
V_{FM} (V)

Forward Characteristics



V_{RM} (kV)

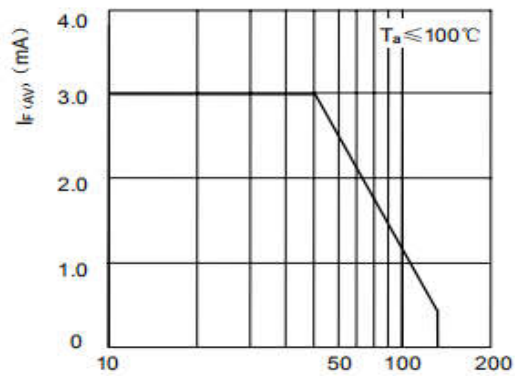
Reverse Characteristics



$I_{F(AV)}$ (mA)

$V_R - I_{F(AV)}$

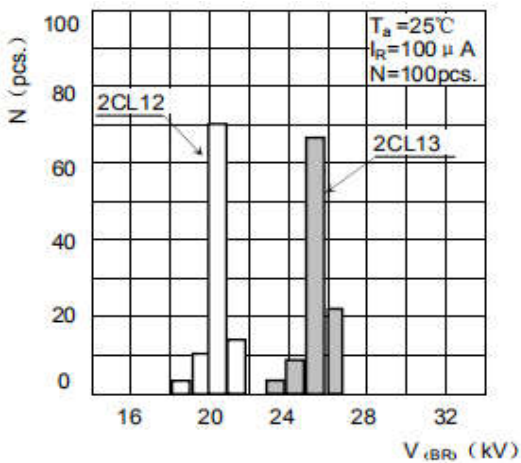
$V_R - I_{F(AV)}$ Curve



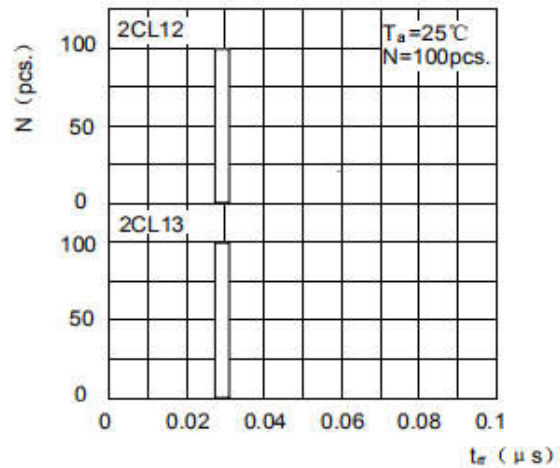
f_H (kHz)

$I_{F(AV)} - f_H$

$I_{F(AV)} - f_H$ Curve



Breakdown Voltage Distribution



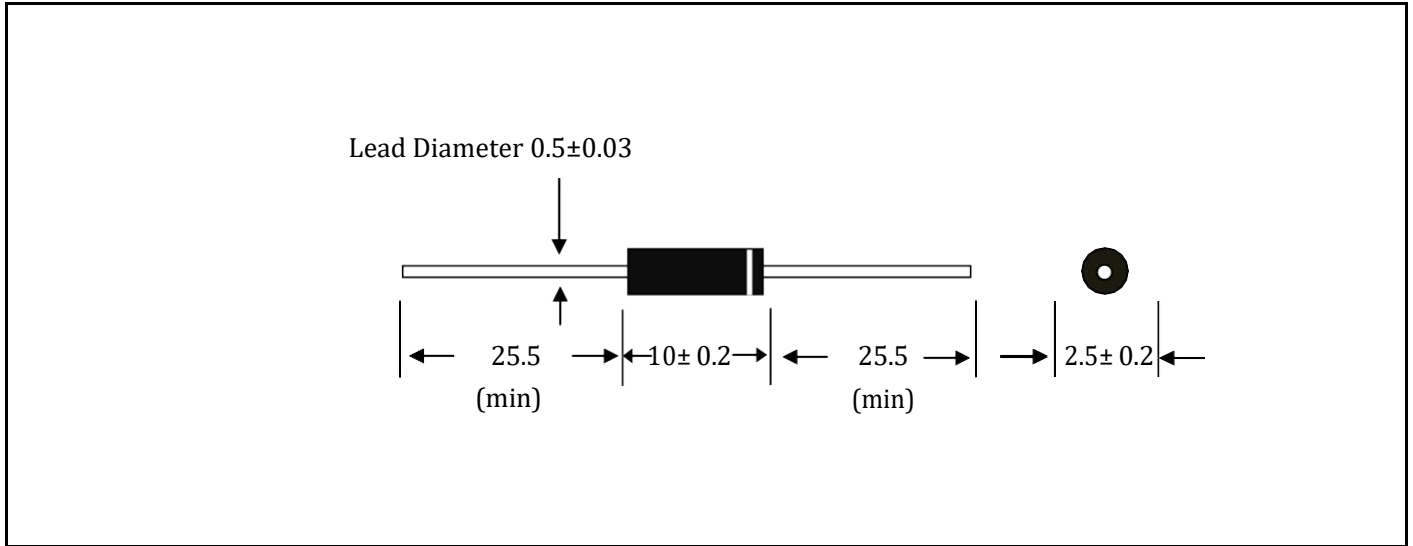
Reverse Recovery Time Distribution

Ordering information

Package	Packing Description	Packing Quantity
DO-210	ammo pack	5000PCS/Inner Box 50000PCS/Carton

Package Dimensions(Millimeter(mm))

DO-210



Disclaimer

The information presented in this document is for reference only. Guangdong Youfeng Microelectronics Co.,Ltd. reserves the right to make changes without notice for the specification of the products displayed herein to improve reliability, function or design or otherwise. The product listed herein is designed to be used with ordinary electronic equipment or devices, and not designed to be used with equipment or devices which require high level of reliability and the malfunction of which would directly endanger human life (such as medical instruments, transportation equipment, aerospace machinery, nuclear-reactor controllers, fuel controllers and other safety devices), YFW or anyone on its behalf, assumes no responsibility or liability for any damages resulting from such improper use of sale. This publication supersedes & replaces all information previously supplied. For additional information, please visit our website <https://www.yfwdiode.com>, or consult YFW sales office for further assistance.