

Switching Diodes
FEATURES

- ◆ For surface mounted applications
- ◆ Glass Passivated Chip Junction
- ◆ Fast reverse recovery time
- ◆ Ideal for automated placement
- ◆ Lead free in comply with EU RoHS 2011/65/EU directives

MECHANICAL DATA

- ◆ Case: SOD-323
- ◆ Terminals: Solderable per MIL-STD-750, Method 2026
- ◆ Approx. Weight: 5.48mg / 0.00019oz

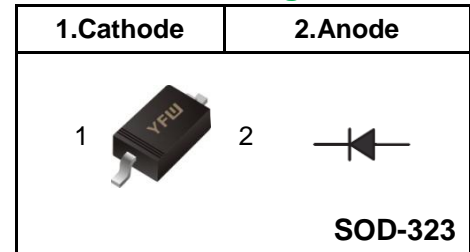
Absolute Maximum Ratings at 25 °C

Parameter	Symbols	1N914WS	Units
Maximum Repetitive Peak Reverse Voltage	V_{RRM}	100	V
Maximum RMS voltage	V_{RMS}	75	V
Continuous Forward Current	I_F	300	mA
Non-reptitive Peak Forward Surge Current at 1ms	I_{FSM}	4	A
Total Power Dissipation	P_{tot}	400	mW
Operating and Storage Temperature Range	T_j, T_{stg}	-55 ~ +150	°C

Characteristics at $T_a = 25\text{ °C}$

Parameter	Symbols	1N914WS	Units	
Reverse Breakdown Voltage at $I_R = 1\mu A$	$V_{(BR)R}$	75	V	
Maximum Forward Voltage	V_F	at 1 mA	0.715	V
		at 10 mA	0.855	
		at 50 mA	1.00	
		at 150 mA	1.25	
		at 300 mA	1.50	
Peak Reverse Current	I_R	at $V_R = 20V, T_j = 25\text{ °C}$	0.025	uA
		at $V_R = 75V, T_j = 25\text{ °C}$	1	
		at $V_R = 25V, T_j = 150\text{ °C}$	30	
		at $V_R = 75V, T_j = 150\text{ °C}$	50	
Typical Junction Capacitance $f = 1MHz, V_R = 4V$	C_j	5	pF	
Maximum Reverse Recovery Time	T_{rr} Typical	4	nS	

(1) Measured with $I_F = 0.5 A, I_R = 1 A, I_{rr} = 0.25 A$

Pinning

Marking Code

1N914WS	YFW T4
---------	--------

Fig.1 Power Derating Curve

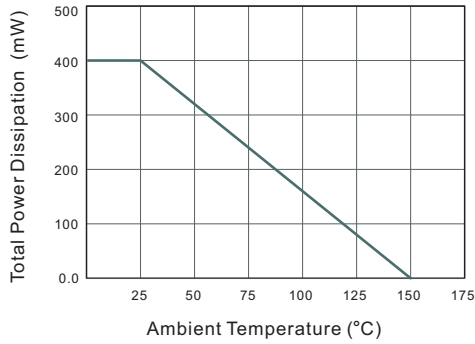


Fig.2 Typical Reverse Characteristics

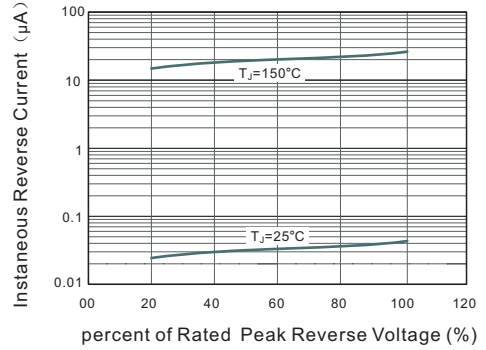


Fig.3 Typical Instaneous Forward Characteristics

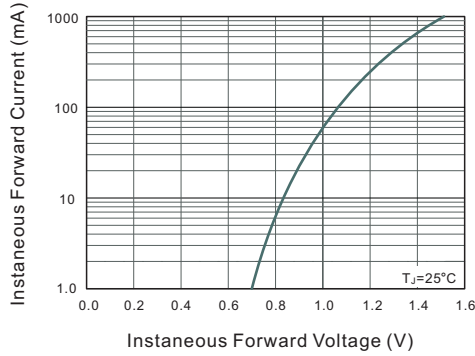
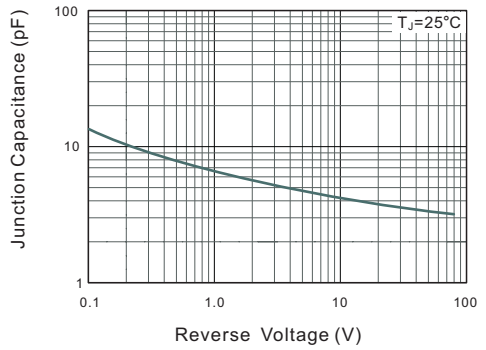


Fig.4 Typical Junction Capacitance



Ordering information

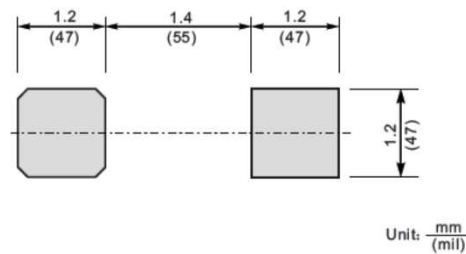
Package	Packing Description	Packing Quantity
SOD-323	Tape/Reel,7"reel	3000PCS/Reel 120000PCS/Carton

Package Dimensions

SOD-323

Dim.	Millimeter(mm)		mil	
	Min.	Max.	Min.	Max.
A	0.8	1.1	32	43
C	0.08	0.15	3.1	5.9
D	1.2	1.4	47	55
E	1.4	1.8	63	70
E1	2.55	2.75	100	108
b	0.25	0.4	9.8	16
L1	0.2	0.45	7.9	16
A1	-	0.2	-	8
∠	9°			

The recommended mounting pad size



Disclaimer

The information presented in this document is for reference only. GuangDong Youfeng Microelectronics Co.,Ltd. reserves the right to make changes without notice for the specification of the products displayed herein to improve reliability, function or design or otherwise. The product listed herein is designed to be used with ordinary electronic equipment or devices, and not designed to be used with equipment or devices which require high level of reliability and the malfunction of which would directly endanger human life (such as medical instruments, transportation equipment, aerospace machinery, nuclear-reactor controllers, fuel controllers and other safety devices), YFW or anyone on its behalf, assumes no responsibility or liability for any damages resulting from such improper use of sale. This publication supersedes & replaces all information previously supplied. For additional information, please visit our website <https://www.yfwdiode.com>, or consult YFW sales office for further assistance.