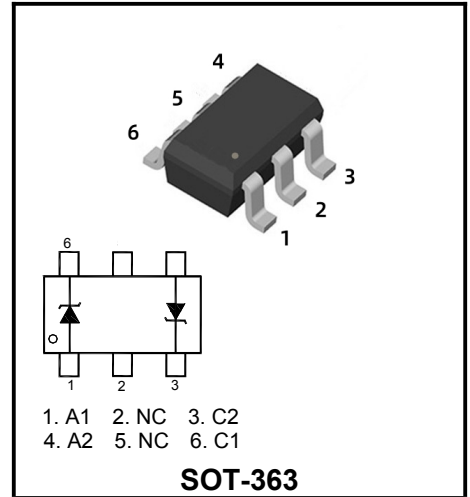


Surface Mount Silicon Planar Zener Diodes



**Absolute Maximum Ratings (Ta=25°C)**

Parameter	Symbol	Value	Unit
Power Dissipation <sup>1)</sup>	P <sub>tot</sub>	200	mW
Operating Junction and Storage Temperature Range	T <sub>J</sub> , T <sub>stg</sub>	- 65 to + 150	°C

<sup>1)</sup> Mounted on FR4 PC Board with recommended pad layout.

**Characteristics (Ta=25°C unless otherwise specified.)**

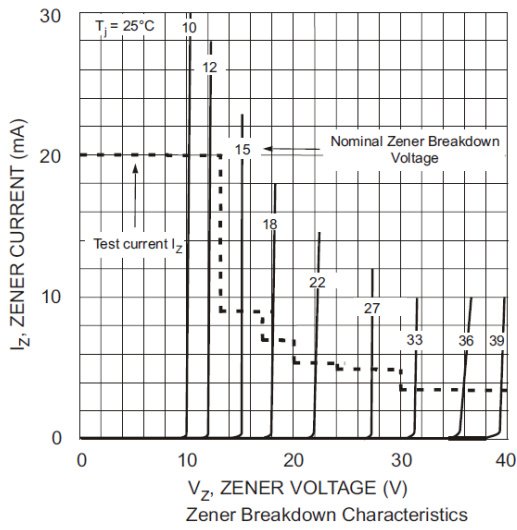
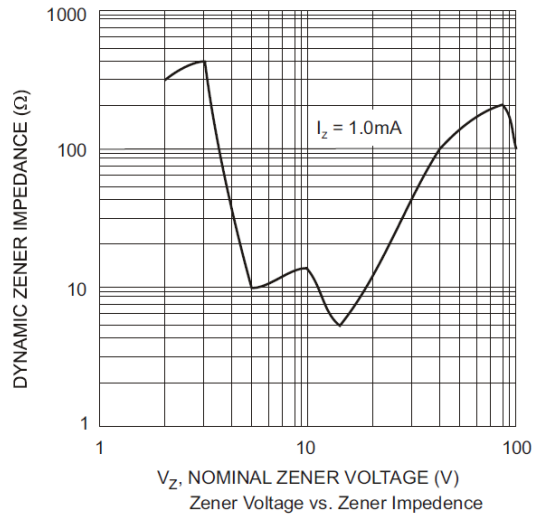
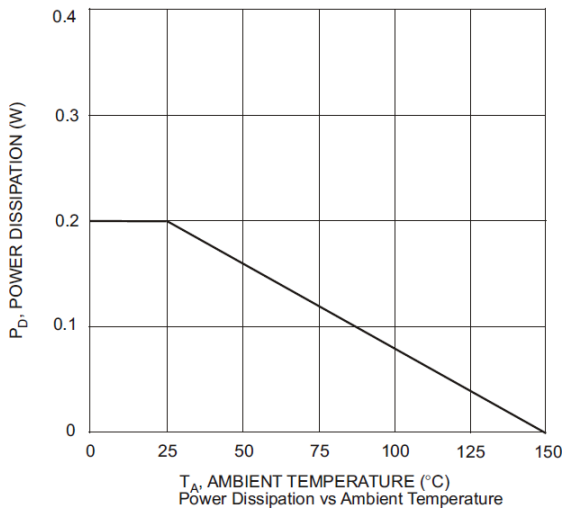
Parameter	Symbol	Max.	Unit
Thermal Resistance Junction to Ambient Air	R <sub>θJA</sub>	625	°C/W
Forward Voltage at I <sub>F</sub> = 10 mA	V <sub>F</sub>	0.9	V

**Characteristics (Ta=25°C unless otherwise specified.)**

Type	Marking Code	Zener Voltage Range <sup>1)</sup>				Dynamic Resistance				Reverse Current	
		V <sub>znom</sub>	V <sub>ZT</sub>		at I <sub>ZT</sub>	Z <sub>ZT</sub>	at I <sub>ZT</sub>	Z <sub>ZK</sub>	at I <sub>ZK</sub>	I <sub>R</sub>	at V <sub>R</sub>
		(V)	Min. (V)	Max. (V)	(mA)	Max. (Ω)	(mA)	Max. (Ω)	(mA)	Max.(μA)	(V)
MMBZ5237DW	GR	8.2	7.79	8.61	20	8	20	500	0.25	3	6.5
MMBZ5240DW	GT	10	9.5	10.5	20	17	20	600	0.25	3	8
MMBZ5248DW	GZ	18	17.1	18.9	7	21	7	600	0.25	0.1	14

<sup>1)</sup> Short duration test pulse used to minimize self-heating effect.

Typical Characteristics



Ordering information

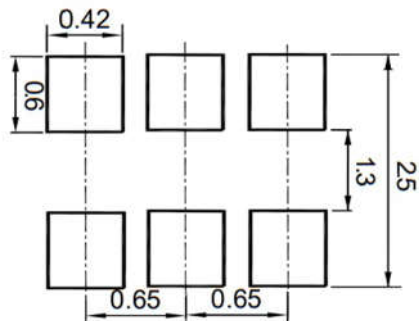
Package	Packing Description	Packing Quantity
SOT-363	Tape/Reel,7"reel	3000PCS/Reel 120000PCS/Carton

Package Dimensions

SOT-363

Dim.	Millimeter(mm)		mil	
	Min.	Max.	Min.	Max.
A	0.8	1.1	32	43
A1	-	0.1	-	3.94
bp	0.20	0.30	7.87	11.81
c	0.10	0.25	3.94	9.84
D	1.8	2.2	70.87	86.61
E	1.15	1.35	45.28	53.15
e	1.3		51.18	
e1	0.65		25.6	
HE	2.0	2.2	78.74	86.6
Lp	0.15	0.45	5.90	17.71
Q	0.15	0.25	5.90	9.84
v	0.2		7.78	
w	0.2		7.78	
y	0.1		3.94	

The recommended mounting pad size



## Disclaimer

The information presented in this document is for reference only. GuangDong Youfeng Microelectronics Co.,Ltd. reserves the right to make changes without notice for the specification of the products displayed herein to improve reliability, function or design or otherwise. The product listed herein is designed to be used with ordinary electronic equipment or devices, and not designed to be used with equipment or devices which require high level of reliability and the malfunction of which would directly endanger human life (such as medical instruments, transportation equipment, aerospace machinery, nuclear-reactor controllers, fuel controllers and other safety devices), YFW or anyone on its behalf, assumes no responsibility or liability for any damages resulting from such improper use of sale. This publication supersedes & replaces all information previously supplied. For additional information, please visit our website <https://www.yfwdiode.com>, or consult YFW sales office for further assistance.